

AN END-TO-END MGA LOSS CONTROL SOLUTION

Loss Control Complete

# Elevate growth and underwriting precision with confidence

## We are your trusted risk management partner

MGAs need a partner who understands the pressure to bring products to market quickly without sacrificing underwriting discipline.

**Loss Control Complete** delivers the operational speed and technical precision to scale confidently. Our services include physical, virtual, and phone surveys.

Don't let logistics slow down your growth. We manage the entire survey lifecycle from start to finish with consistent quality — from order intake and scheduling to report review and recommendations. **An end-to-end Loss Control solution.**



Accelerate speed to market



Scale without overhead



Improve underwriting excellence



Prioritize operational intelligence

## An intelligent solution

We ensure accurate data collection and comprehensive verification of operations, construction, protections, and exposures, as well as provide valuations.

Whether you need a standard approach or a fully customized loss control solution designed for your unique requirements and budget parameters, we have the expertise and flexibility to help you succeed.

## Built to solve MGA challenges

- ! Disconnected fieldwork and reporting workflows
- ! Time spent on logistics instead of analysis
- ! Unpredictable quality and turnaround times
- ! Difficulty managing recommendations and follow-up






[resourcepro.com](https://resourcepro.com)

 ReSourcePro

## AN END-TO-END MGA LOSS CONTROL SOLUTION

### Loss Control Complete

#### How Loss Control Complete improves the process

-  **Order and intake**
  - Review and validate inspection requests
  - Initiate survey assignments quickly
-  **Scheduling and coordination**
  - Contact insureds and agents
  - Handle follow-ups and reschedules
-  **On-site survey and data collection**
  - Capture key details: construction, occupancy, protection, and exposure
-  **Report development and analysis**
  - Review and analyze survey findings
  - Provide clear, actionable recommendations aligned with underwriting needs
-  **Follow-up and compliance**
  - Communicate recommendations to insureds
  - Track progress and verify compliance

#### Why ReSource Pro?

**12K+**

Employees working for you

**18K+**

Insurance clients

**14K+**

Employees with Six Sigma training

**5K+**

Insurance level-1 certified employees

#### Delivering value you can trust

Since 1989, Lowry and Associates, a ReSource Pro company, has been delivering quality underwriting and loss control surveys while continuing to expand its capabilities.

As a trusted MGA partner, ReSource Pro offers strategic planning services and operational expertise that delivers value to MGAs at every growth stage as their needs evolve.

#### Your competitive advantage



#### For more information

visit us: [resourcepro.com](https://resourcepro.com)  
call us: 888.577.7552

